

Year 1

Phonics Screening Check

What is phonics?

The children have been learning phonics since they started in Reception.

Throughout this time they have learnt sounds in a set order.

They have also learnt the skills of blending.

Sounds

There are 44 sounds (phonemes) to learn but there are over 150 graphemes (ways in which to write each sound). This makes it a very complex code.

2 or 3 letters that make a sound are known as **special friends**.

Consonants: stretch

f	l	m	n	r	s	v	z	sh	th	ng
ff	ll	mm	nn	rr	ss	ve	zz	ti		nk
ph	le	mb	kn	wr	se		s	ci		
					c					
					ce					

Consonants: bounce

b	c	d	g	h	j	p	qu	t	w	x	y	ch
bb	k	dd	gg		g	pp		tt	wh			tch
	ck				ge							
	ch											

Vowels

a	e	i	o	u	ay	ee	igh	ow
	ea				ā-e	y	ī-e	ō-e
					ai	ea	ie	oa
						e	i	o




oo	oo	ar	or	air	ir	ou	oy	ire	ear	ure
ū-e			oor	are	ur	ow	oi			
ue			ore		er					
ew			aw							
			au							

Read Write Inc.




There are 3 sets of sounds.

Read Write Inc. Phonics Desktop Speed Sounds Chart


















Speed Sounds Set 1

m	a	s	d	t
				
i	n	p	g	o
				
c	k	u	b	f
				
e	l	h	sh	r
				
j	v	y	w	th
				
z	ch	qu	x	ng
				

Speed Sounds Set 2

ay  may I play?	ee  what can you see?	igh  fly high	ow  blow the snow	oo  poo at the zoo
oo  look at a book	ar  start the car	or  shut the door	air  that's not fair	ir  whirl and twirl
ou  shout it out	oy  toy for a boy			

Speed Sounds Set 3

ea  cup of tea	oi  spoil the boy			
a-e  make a cake	i-e  nice smile	o-e  phone home	u-e  huge brute	aw  yawn at dawn
are  care and share	ur  nurse with a purse	er  a better letter	ow  brown cow	ai  snail in the rain
oa  goat in a boat	ew  chew the stew	ire  fire, fire!	ear  hear with your ear	ure  sure it's pure

Blending



Children are taught the sounds as pure sounds so that they are able to blend accurately. When children say the sounds out loud we call this Fredding. This is because Fred the frog can only talk in sounds so the children have to help him blend.

Blending



m – a – t (3 sounds)

ch – o – p (3 sounds)

l – igh – t (3 sounds)

c – r – ea – m (4 sounds)

s – t – a – m – p (5 sounds)

Red Words

These words are the words that are not decodable using phonics,

e.g. the

you

was

come

These will **not** be tested in the screening check


What is the Screening Check?

The Phonics Screening Check is a national test that is administered to children in Year 1. The test has been designed to confirm whether individual children have learnt sufficient skills in phonic decoding and blending for their age.

The test is administered on a one-to-one basis and will be administered by either Mrs Waters or Miss Haycocks. The children will have 40 words to read. Half of these will be real words and half will be nonsense words. The children read one word at a time and can work through at their own pace. It usually takes approx. 10 - 15 minutes per child.

Section 1

dat



cag



rin



ept



Section 1

chum

kick

reef

short

Section 2

tay



sloam



zued



meve



Section 2

model

person

chapter

reptiles

When will the screening take place?

The tests will be administered throughout the week of 10th June 2024.
It may be on any day during that week so please ensure your child has good attendance at this time.

Reporting to Parents

In the end of year report you will be given your child's score out of 40. In previous years the pass mark has been 32 out of 40.

If your child does not reach the expected standard they will continue to work on phonics in Year 2 and re-take the screening check in Year 2.

How can you support your child?

- Continue to read daily with your child.
- Help your child with sounds that they are unsure of.
- Help them to spot special friends. Take extra care with split sounds.
- Play games with phonics.
- Practise wordboxes.
- Watch the portal videos!

Activities to try today

- iPads – phonics play
- iPads - <https://epicphonics.com/games/play/free-2018-phonics-screening-check-practice>
- Trash and treasure
- Practise reading green words
- Practise reading nonsense words
- Mosaic colouring
- Read and roll



Thank you!